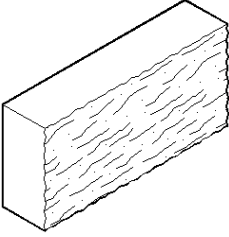
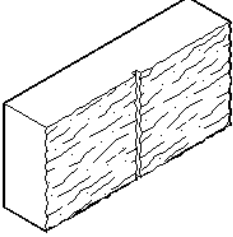
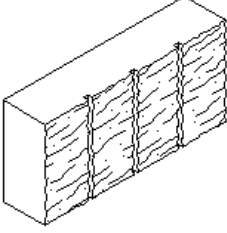
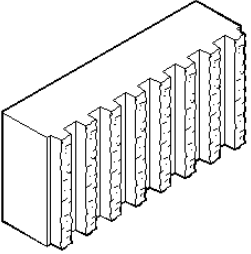
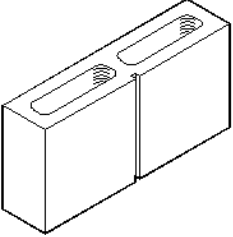
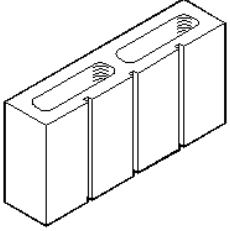
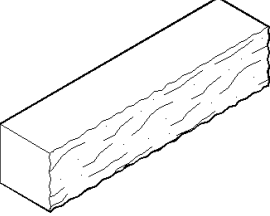
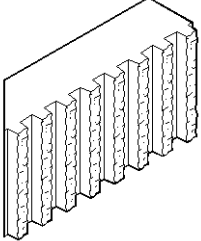
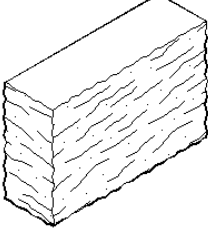
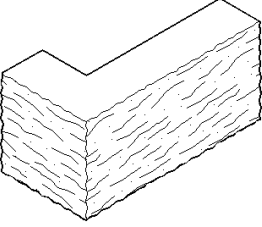
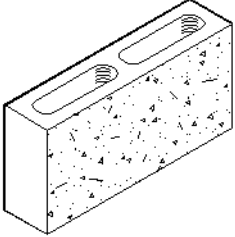
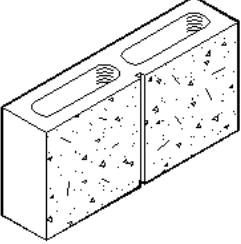
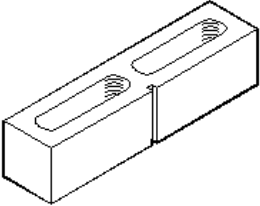
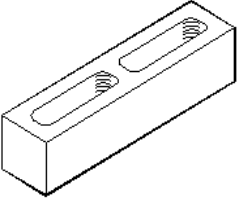
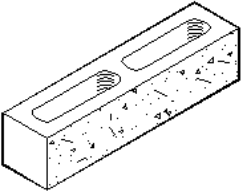
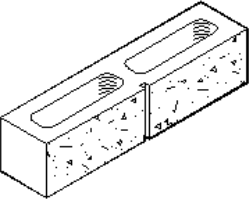


Zappala Block Company

4" Architectural Concrete Masonry Units

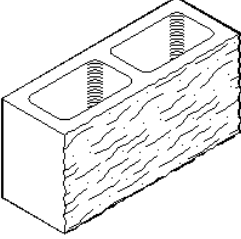
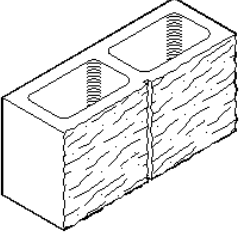
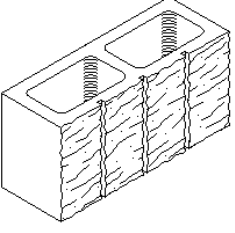
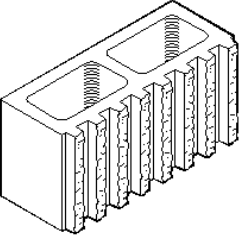
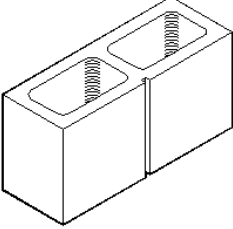
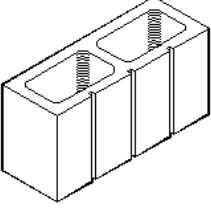
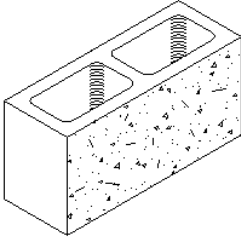
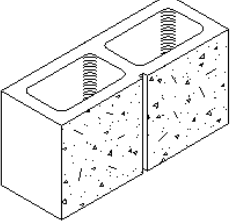
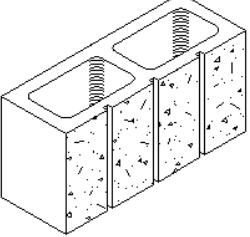
Available in Smooth Face, Split Face, Split Rub and Ground Face

 <p>Split Face 4" x 8" x 16"</p>	 <p>Single Score Split 4" x 8" x 16"</p>	 <p>3 Score Split Rib 4" x 8" x 16"</p>	 <p>Split Rib #8 4" x 8" x 16"</p>
 <p>Single Score Smooth 4" x 8" x 16"</p>	 <p>3 Score Smooth Face 4" x 8" x 16"</p>	 <p>Split Face 4" x 4" x 16"</p>	 <p>Split Rib #8 45° CORNER 4" x 8" x 16"</p>
 <p>Split Face CORNER 4" x 8" x 12"</p>	 <p>Split Face L CORNER 4" x 8" x 16"</p>	 <p>Ground Face 4" x 8" x 16"</p>	 <p>Single Score Ground 4" x 8" x 16"</p>
 <p>Single Score Smooth 4" x 4" x 16"</p>	 <p>1/2 High Smooth Face 4" x 4" x 16"</p>	 <p>1/2 High Ground Face 4" x 4" x 16"</p>	 <p>SScore Ground Face 4" x 4" x 16"</p>
			<p>**SPECIAL SHAPES** CORNERS, BONDBEAM, KNOCK OUT BBEAM, BULLNOSE UNITS</p> <p>PLEASE CALL FOR AVAILABILITY</p>

Zappala Block Company

6" Architectural Concrete Masonry Units

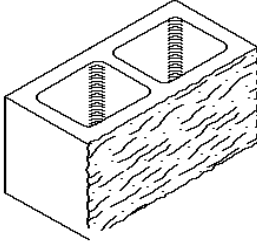
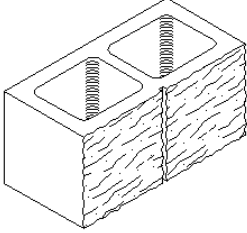
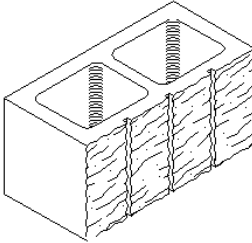
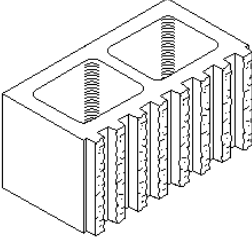
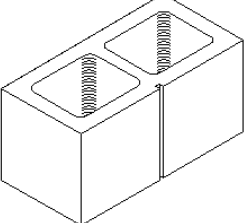
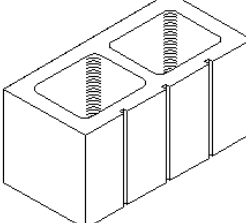
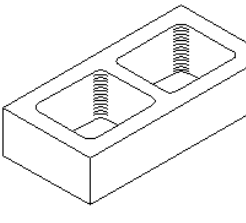
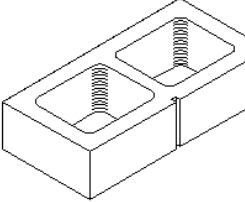
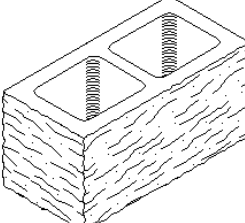
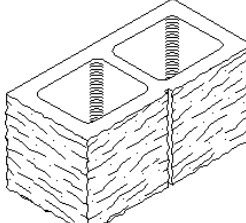
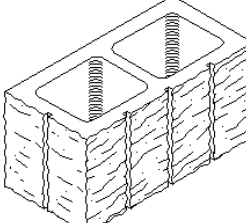
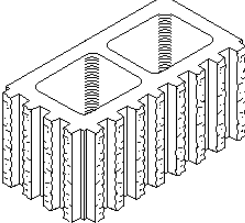
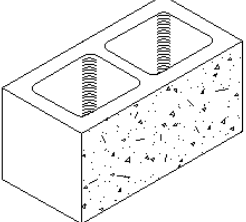
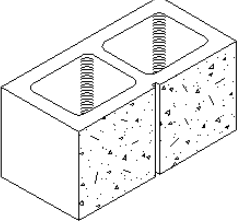
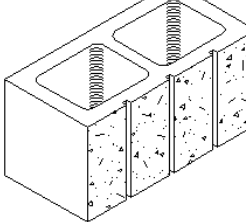
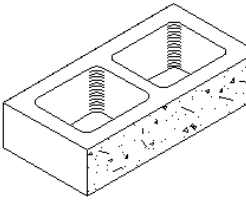
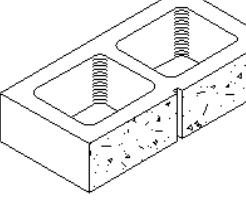
Available in Smooth Face, Split Face, Split Rib, and Ground Face

 <p>Split Face 6" x 8" x 16"</p>	 <p>Single Score Split 6" x 8" x 16"</p>	 <p>3 Score Split Rib 6" x 8" x 16"</p>	 <p>Split Rib #8 6" x 8" x 16"</p>
 <p>Single Score Smooth 6" x 8" x 16"</p>	 <p>3 Score Smooth Face 6" x 8" x 16"</p>		
		 <p>Ground Face 6" x 8" x 16"</p>	 <p>Single Score Ground 6" x 8" x 16"</p>
		<p>**SPECIAL SHAPES** CORNERS, BONDBEAM, KNOCK OUT BBEAM, BULLNOSE UNITS</p> <p>PLEASE CALL FOR AVAILABILITY</p>	 <p>3 Score Ground Face 6" x 8" x 16"</p>

Zappala Block Company

8" Architectural Concrete Masonry Units

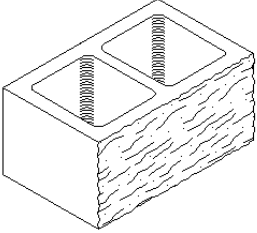
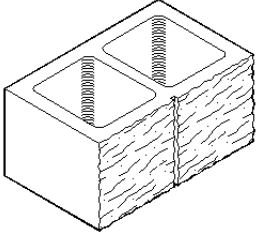
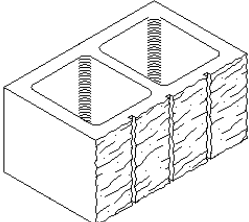
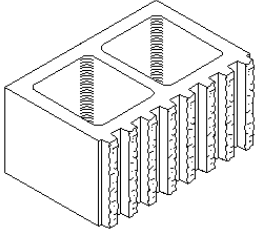
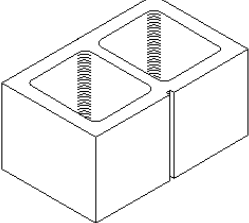
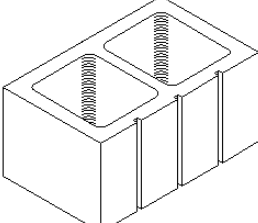
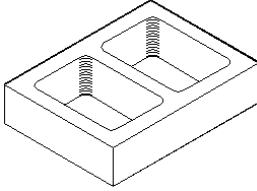
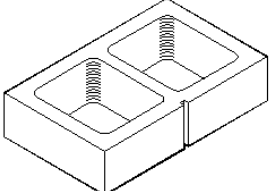
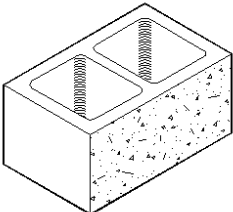
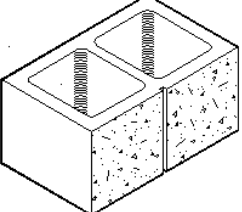
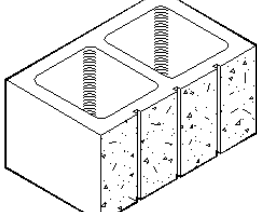
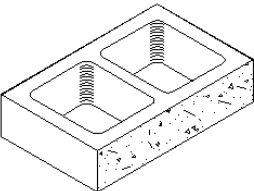
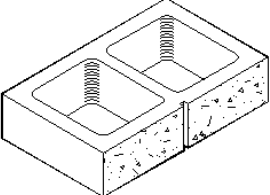
Available in Smooth Face, Split Face, Split Rib, and Ground Face

 <p>Split Face 8" x 8" x 16"</p>	 <p>Single Score Split 8" x 8" x 16"</p>	 <p>3 Score Split Rib 8" x 8" x 16"</p>	 <p>Split Rib #8 8" x 8" x 16"</p>
 <p>Single Score Smooth 8" x 8" x 16"</p>	 <p>3 Score Smooth Face 8" x 8" x 16"</p>	 <p>1/2 High Smooth Face 8" x 4" x 16"</p>	 <p>Single Score Smooth 8" x 4" x 16"</p>
 <p>Split Face CORNER 8" x 8" x 16"</p>	 <p>1 Score Split CORNER 8" x 8" x 16"</p>	 <p>3 Score Split CORNER 8" x 8" x 16"</p>	 <p>Split Rib#8 CORNER 8" x 8" x 16"</p>
 <p>Ground Face 8" x 8" x 16"</p>	 <p>Single Score Ground 8" x 8" x 16"</p>	 <p>3 Score Ground Face 8" x 4" x 16"</p>	<p>**SPECIAL SHAPES** CORNERS, BONDBEAM, KNOCK OUT BBEAM, BULLNOSE UNITS</p> <p>PLEASE CALL FOR AVAILABILITY</p>
 <p>1/2 High Ground Face 8" x 4" x 16"</p>	 <p>Scored 1/2 High Ground 8" x 4" x 16"</p>		

Zappala Block Company

10" Architectural Concrete Masonry Units

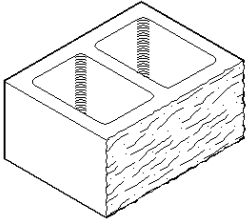
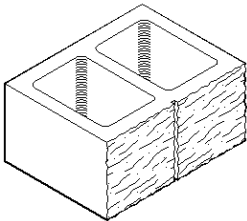
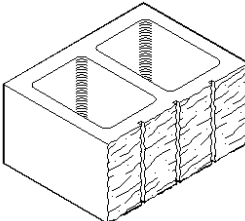
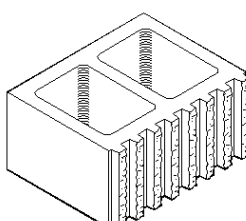
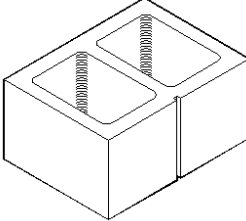
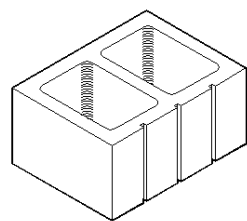
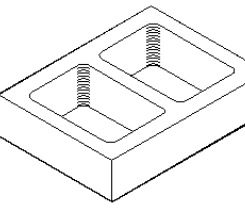
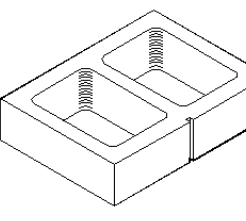
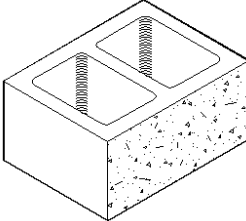
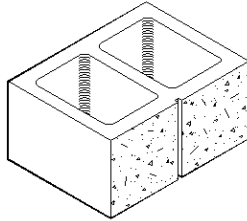
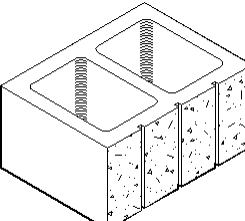
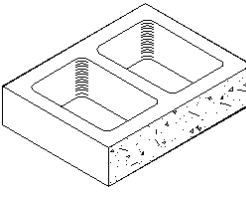
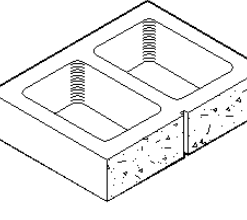
Available in Smooth Face, Split Face, Split Rib, and Ground Face

 <p>Split Face 10" x 8" x 16"</p>	 <p>Single Score Split 10" x 8" x 16"</p>	 <p>3 Score Split Rib 10" x 8" x 16"</p>	 <p>Split Rib #8 10" x 8" x 16"</p>
 <p>Single Score Smooth 10" x 8" x 16"</p>	 <p>3 Score Smooth Face 10" x 8" x 16"</p>	 <p>1/2 High Smooth Face 10" x 4" x 16"</p>	 <p>Single Score Smooth 10" x 4" x 16"</p>
 <p>Ground Face 10" x 8" x 16"</p>	 <p>Single Score Ground 10" x 8" x 16"</p>	 <p>3 Score Ground Face 10" x 8" x 16"</p>	<p>**SPECIAL SHAPES** CORNERS, BONDBEAM, KNOCK OUT BBEAM, BULLNOSE UNITS</p> <p>PLEASE CALL FOR AVAILABILITY</p>
 <p>1/2 High Ground Face 10" x 4" x 16"</p>	 <p>Scored 1/2 High Ground 10" x 4" x 16"</p>		

Zappala Block Company

12" Architectural Concrete Masonry Units

Available in Smooth Face, Split Face, Split Rib and Ground Face

 <p>Split Face 12" x 8" x 16"</p>	 <p>Single Score Split 12" x 8" x 16"</p>	 <p>3 Score Split Rib 12" x 8" x 16"</p>	 <p>Split Rib #8 12" x 8" x 16"</p>
 <p>Single Score Smooth 12" x 8" x 16"</p>	 <p>3 Score Smooth Face 12" x 8" x 16"</p>	 <p>1/2 High Smooth Face 12" x 4" x 16"</p>	 <p>Single Score Smooth 12" x 4" x 16"</p>
 <p>Ground Face 12" x 8" x 16"</p>	 <p>Single Score Ground 12" x 8" x 16"</p>	 <p>3 Score Ground Face 12" x 8" x 16"</p>	
 <p>1/2 High Ground Face 12" x 4" x 16"</p>	 <p>Scored 1/2 High Ground 12" x 4" x 16"</p>	<p>**SPECIAL SHAPES** CORNERS, BONDBEAM, KNOCK OUT BBEAM, BULLNOSE UNITS</p> <p>PLEASE CALL FOR AVAILABILITY</p>	