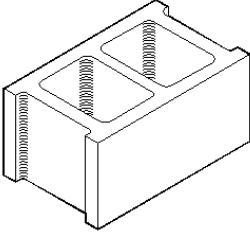
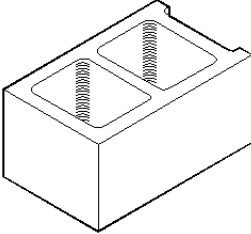
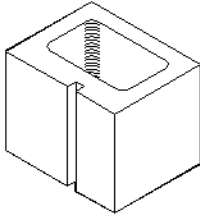
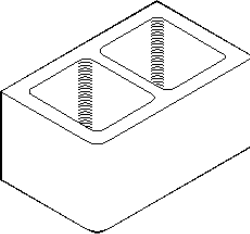
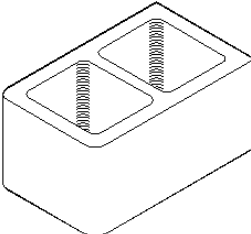
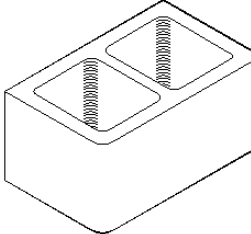
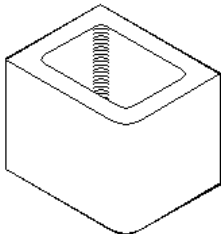
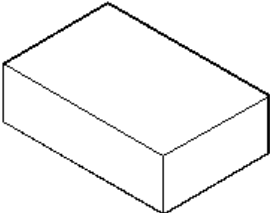
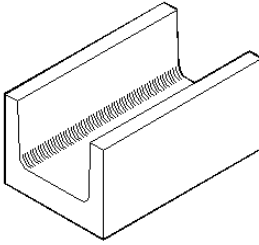
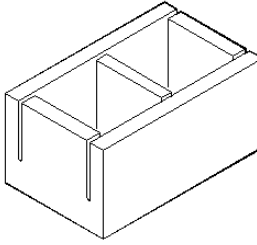
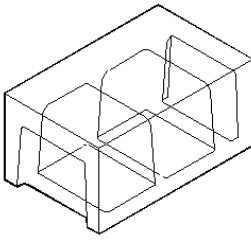
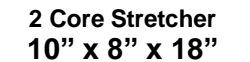
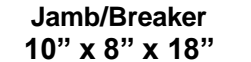
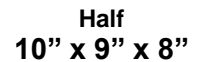
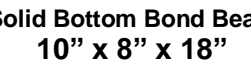


# Zappala Block Company

## 10" Concrete Masonry Units

Available in Normal Weight and Lightweight Units

 <p><b>2 Core Stretcher</b> 10" x 8" x 16"</p>	 <p><b>Sash/Breaker</b> 10" x 8" x 16"</p>	 <p><b>Half</b> 10" x 8" x 8"</p>	
 <p><b>Single Bullnose 1 End</b> 10" x 8" x 16"</p>	 <p><b>Double Bullnose 1 End</b> 10" x 8" x 16"</p>	 <p><b>Double Bullnose 1 Face</b> 10" x 8" x 16"</p>	 <p><b>Single Bullnose Half</b> 10" x 8" x 8"</p>
 <p><b>Solid</b> 4" x 10" x 16"</p>	 <p><b>Solid Bottom Bond Beam</b> 10" x 8" x 16"</p>	 <p><b>Knock Out Bond Beam</b> 10" x 8" x 16"</p>	 <p><b>3/4 Filled Ltwt</b> 10" x 8" x 18"</p>
 <p><b>2 Core Stretcher</b> 10" x 8" x 18"</p>	 <p><b>Jamb/Breaker</b> 10" x 8" x 18"</p>	 <p><b>Half</b> 10" x 9" x 8"</p>	 <p><b>Solid Bottom Bond Beam</b> 10" x 8" x 18"</p>